

Division Recorder Instructions

Roster Information

Team rosters are required to verify eligibility according to DSDC rules and to provide the Division Recorders with the necessary information to maintain records throughout the season. Complete rosters must be provided at least 24 hours before the first meet. Each team will e-mail an export from Team Manger of their team's roster (or burn to CD). The roster should be sent to the Division Recorder and the DSDC Conference Secretary. You may no longer provide only a hard copy of your roster. After submitting the initial roster, follow the procedures below for all additions and changes.

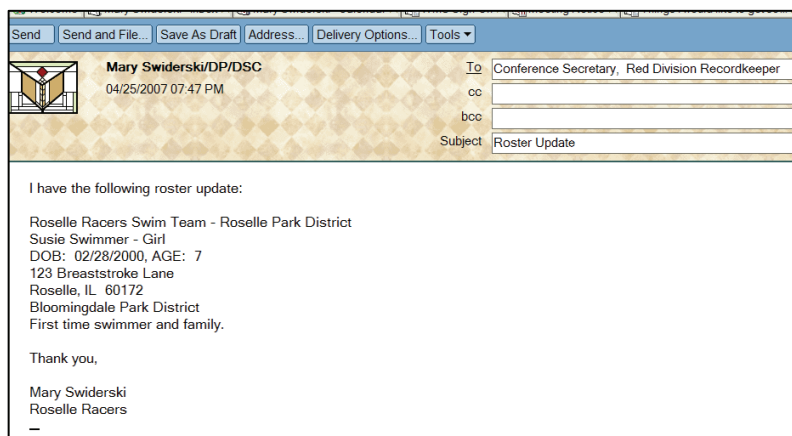
Roster Additions / Changes

The following information must be provided when adding a swimmer or changing a swimmer's information:

- Date Reported
- Team / Park District
- First Name, Last Name
- Address
- Birth Date
- Age as of 06/01/20??
- Swimmer's Home Park District
- If home park district is not the same as the Team Park District, answer the following:
 - Is this a new swimmer, Y or N (The swimmer/family is new to the swim team.)
 - Is this a returning swimmer, Y or N (The swimmer/family was on this team before.)
 - Other reason for non-resident approval.
- Submitted By:

E-mail will be the preferred method of roster additions and changes. E-mail should be sent to the Division Recorder **AND** the DSDC Conference Secretary. The time sent of the e-mail will be proof of the 24-hour advanced time requirement. The other acceptable method is voicemail.

A sample e-mail:



- ☞ NOTE: If addition is made less than 24 hours before the meet, the swimmer may swim Exhibition only.
- ☞ NOTE: If an update includes an age, sex, or birth date change, the Division Recorder will determine if the team/swimmer violated any DSDC rules during any of the prior meets.

The Division Recorders should make sure that the swimmer did not swim for points or places prior to being added.

Recorder Responsibilities

The Recorder is responsible to add/change/delete swimmers as soon as a notification arrives. There is a 24-hour notification rule of roster change prior to a meet. When entering meet results, if there is a swimmer not on the roster, report the ineligibility infraction to both teams, and to the DSDC Conference Secretary. (E-mail will be the preferred method of notification.) Division Recorders should attempt to enter and verify a meet's data within 48 hours of receiving the score sheets. However, there is not a set time limit in reporting the infraction.

When you first receive the score sheets, check to make sure that you have all pages (20 pages). Check to make sure that you have Exhibition heats:

- DQs should have no score and their finish place should be skipped.
- Sweeps should be properly scored, and marked with the 'NS' designation (No Sweep).
- Times and places should match ascending order, unless marked with a 'JD' designation (Judges Decision).
- Look for swimmers that were 'unopposed' (no competition from the other team). The points are different, and should be marked with the 'UNOP' designation.

Where there's something wrong or that you question, circle the area in red ink (for easier finding later). Call the home team's Meet Director immediately and get the matter resolved. The Meet Director will have to investigate using the actual event cards. If there has been a DSDC infraction, report the infraction to both teams and to the DSDC Conference Secretary.

It's a best practice to use a large binder with dividers. You should 3-hole punch all score sheets and place in the binder. Put all Team Manager Reports for that meet in front of each score sheet. Keep each meet behind a separate tab.

After all times have been entered for the meet:

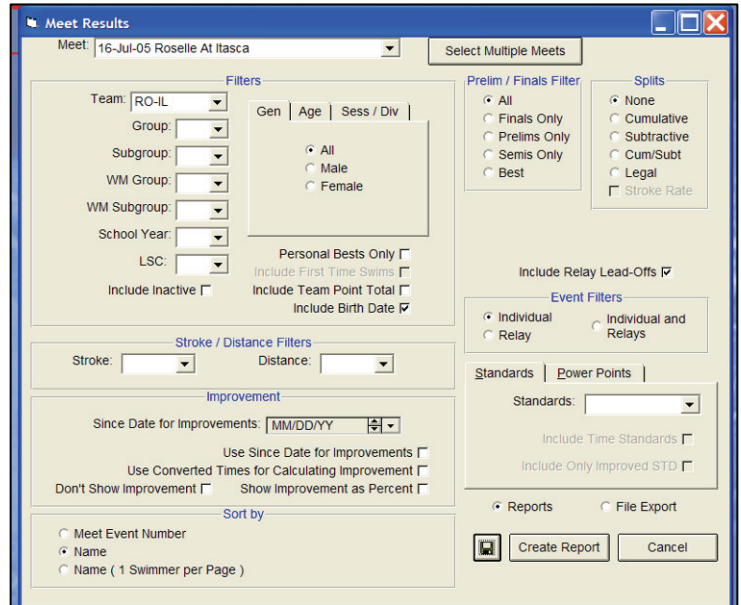
- From the Reports Menu, select 'Performance', 'Meet Results'.
- Print a hard copy of the results sorted by 'Meet Event Number'. Verify all times and swimmer entries, making any corrections. Make sure that EX times start with an 'X'.

A sample of this report can be found at the end of this document.

Continued...

- C. Preview a printout of Results, sorted by 'Name' to:
- Quick-count that each swimmer had no more than 3 individual events
 - Check that swimmers are not also swimming-up for same stroke/distance (regular heat)
 - Check that there are no swim-downs

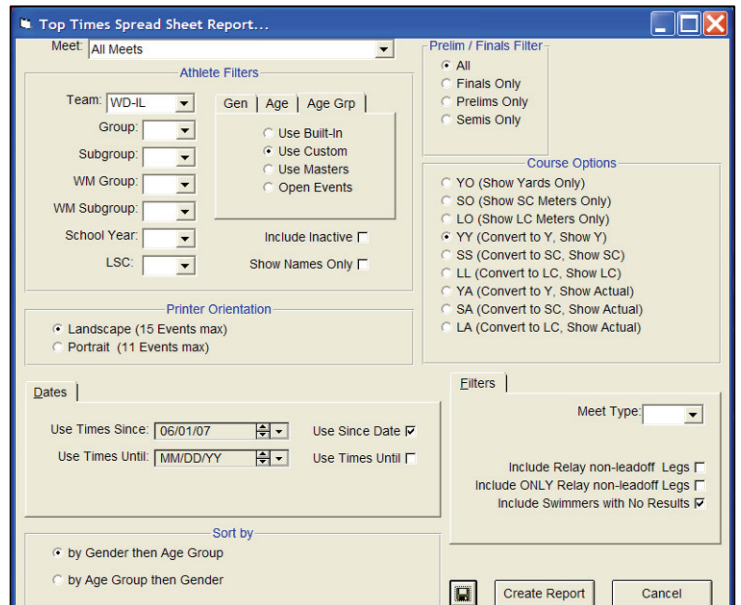
A sample of this report can be found at the end of this document.



After the 10th meet has been entered, the following reports will be needed for the Seed Meeting:

- ✓ Meet Results for each meet, sorted by Event Number
- ✓ 2 copies (one for A, one for B) of the Top Times Spread Sheet Report, using the Custom Age Groups, sorted by Gender then by Age Group.
- ✓ Make sure that you select 'YY' (Convert to Yards, Show Yards)'.

A sample of this report can be found at the end of this document.

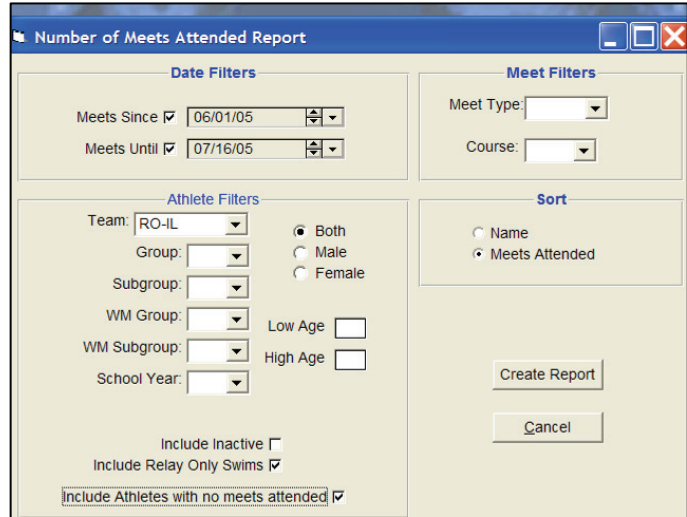


Continued...

Seed Meeting Reports (Cont.)

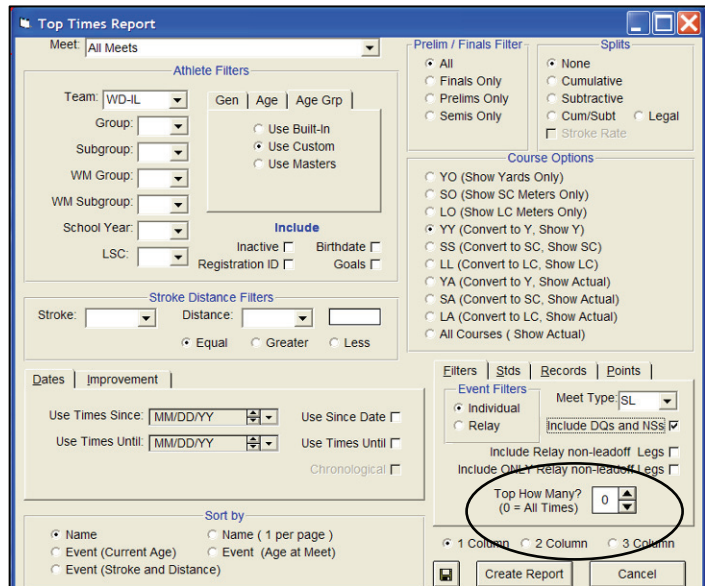
- ✓ Number of Meets Attended Report, sorted by 'Meets Attended', to indicate which swimmers have not met the four-met eligibility rule for A Conference

A sample of this report can be found at the end of this document.



You will also need the Top Times Report (All Swimmers/All Times report) in order to verify if a swimmer has an 'NT' as their best time.

- ✓ Select 'Reports', 'Performance', 'Top Times'.
- ✓ Make sure that you select '0' to print All Times. This report will be very large.
- ✓ Make sure that you select 'YY (Convert to Yards, Show Yards)'.
- ✓ Make sure that you check the box 'Include DQs and NSs'.
- ✓ Sort by Name.
- ✓ Print as 1 Column, so that the report will display the location and date of the meet.



Getting Started

Below are items useful for Division Recorders and for teams in setting up databases as we collaborate in recording swimmers and times. This commonality of roster databases is critical for A and B Conference hosts in setting up the heats in Meet Manager.

Each swim season, you can use:

- Your team's current database
 - A starter database from the DSDC
 - A completely blank, new database
- A. If your team has been using Team Manager, using your team's current database is your best option, as all of last year's athletes will be entered. Backup last year's file, and rename the export file (i.e. SwTM2BkupRoselle2007.zip). You can then use last year's database and update it with:
- New meet dates and locations
 - Delete/Add swimmers
 - Delete all old swimmers event records
- B. You can import the starter database from the DSDC. It will have all of the basic information setup, meet dates, events. You would only need to add your athletes and meet locations.
- C. You can start with blank database, and setup all preferences, athletes, meets, and events.

System Preferences for WIN-TM

Select 'Set-up', 'Preferences', 'System Preferences'.

Select the following:

- Gender Designations = Boys/Girls (B/G)
- Athlete Screen / Browser Display Options = Show Ages, Show Birth Date, Last Name First
- Show Only 'Faster than' Time STD/Qual Times = unchecked
- Relay Lead-Off Splits = unchecked
- Enable Stroke Rate Reporting = unchecked
- Automated Reminders – Automatic Backup every = 7 days
- Automated Reminders – Automatic Update Check every = 7 days
- ☞ NOTE: The Automatic Backup is 'silent' and will be completed once each week. The backup will be stored in your Database directory (probably TMIIData). The backup file is named SWTM4Archieve – xxxx-01.zip where xxxx is the name of your TM Database. TM will maintain up to 10 backups.
- Default Team Registration = USS
- Default Team Type = AGE
- Default Country = USA
- Default LSC = blank
- Default State = IL
- Meet Age-Up Date = 06/01/2??? (current year)
- System Age-Up Date = 06/01/2??? (current year)
- Always Age-Up to Today = unchecked

Custom Age Group Preferences

Select ‘Set-up’, ‘Preferences’, ‘Report Custom Age Groups’

- Select ‘Add’ to setup codes for new Groups: 05-08 (8&Under), 09-10, 11-12, 13-14, 15-19 (15 & Over).
- Select the stroke and distances for each age group, and click ‘OK’.

Min Age	Max Age						
5	8	25-Free	50-Free	25-Back	25-Breast	25-Fly	
9	10	50-Free	100-Free	50-Back	50-Breast	50-Fly	100-IM
11	12	50-Free	100-Free	50-Back	50-Breast	50-Fly	100-IM
13	14	50-Free	100-Free	50-Back	50-Breast	50-Fly	100-IM
15	19	50-Free	100-Free	50-Back	50-Breast	50-Fly	100-IM

Report Preferences

Select ‘Set-up’, ‘Preferences’, ‘Report Preferences’.

Setup Report Headers:

- Header 1: = DuPage Swim & Dive Conference
- Header 2: = Roselle Racers Swim Team 2008
- Output Options = Upper/Lower Case
- Open Events = No Designation
- Label Types = 2 x 10 or 3 x 10
- Select the Printer you wish to use for reports and labels from the list of Windows installed printers.
- # of copies to printer = 1 (This is the number of copies you want TM to use when printing reports).

Course Conversion

Select ‘Set-up’, ‘Course Conversion’

- Enter ‘Yards to SC Meters and SC Meters to Yards Conversion Factors’ to 1.1 (NOT THE DEFAULT OF 1.11).

Team Setup

- Setup all 14 DSDC Teams with the 2-letter code that the DSDC uses (i.e. Roselle = RO, Wood Dale = WD).

Meet Setup

- Setup Meets (by dates) per the DSDC schedule for the team, labeled ‘Lombard @ Itasca’ noting yard (Y) or meter (S) pool, Meet Date, and Summer League (SL). Meets are ‘S’ only if at Bensenville or Villa Park, otherwise ‘Y’.
- ☞ NOTE: Be careful as to whether the pool is yard or meter. You must come to the seed meeting with converted times.

Continued...

Meet Setup (Cont.)

- Setup individual events (#11- 20 and #23 – 70) for one meet including the stroke / distance/ group / sex for each event. (Or you can copy the events from one of last year's meets). Then copy that meet's event template to all the other scheduled meets.
- ☞ NOTE: At the Seed Meeting, teams will rarely use an 'actual' time for relay entries. Seed times for relays are mostly composites of individual event stroke times. At the seed meeting, if a team uses an 'actual' time, you can verify by looking it up on the original score sheet.
- ☞ NOTE: If however, you are the recorder for your own team, you should enter the relay results as well.

Athletes

Enter the roster as 'Lastname' and 'Firstname'. Do NOT enter names in all caps as there is no room for capped full names on reports. You will also enter birth date, sex, and Team Code. This is the minimum information needed to add a record.

- ☞ NOTE: While not necessary for the division records, the swimmers' addresses & phone #'s will be necessary for your own team's roster.

Meet Results

When entering times, select 'Meets' from the Main Menu.

- Highlight the meet to work with and click on Results. At first, there should be no results listed; select 'By Event' and start with Event #11. Click on the cell you want to fill in. (For Division Recorders, the place, points, and relays can be ignored).
- ☞ NOTE: If you are doing the recording for your own team, you should enter all of this information as well. (Great for end of the season reports.)
- All times will be entered in the Finals Time column.
- When entering regular times, you do not need to enter 'Y/S', the ':' or the '.'. For example, a time of '0:45.67Y' is entered as '4567'.
- When entering exhibition times, enter an 'X' before the time. For example, an exhibition time of '1:53.82' is entered as 'X15382'.
- All times and places should be in ascending order unless there's a Judges Decision (JD), in which case prefix the time with 'J'. For example, if the swimmer with the second best time was placed first by both finish judges, with a time of '0:32.86', enter the first place time as 'J3286'.
- When entering times, you will only see the swimmers in the age group for that event. To enter a time for a swimmer that 'Swims Up', check the box, 'Show All Swimmers'.
- Make sure that you never enter a time for a 'Swim Down'. A swimmer may never 'Swim Down'. This is illegal. The swimmer is disqualified. The event is re-scored. And the violating team is assessed a 25-point penalty.
- Remember to uncheck 'Show All Swimmers' when entering the next event.
- If a swimmer is DQ'd, enter DQ in the Finals column.
- If there's a rainout/cancellation, enter an 'NT' as the listed times for all swimmers who were entered to compete by the coach, but didn't get a chance to race, both for Exhibition and regular heats. This meet will count toward the 4-meet rule for A-Conference. You will need the coaches' meet lineup to complete this. You do not need to enter all events, only one event for each swimmer on the lineup. Enter these swimmers in events 11-20.
- ☞ NOTE: An 'NT' from a rainout cannot be used as a seed time for B-Conference.

Potential Scoring Violations

- If a swimmer is not on the roster 24 hours before the meet, they are only allowed to swim exhibition. If the swimmer swam for place and points, the swimmer is disqualified. The event is re-scored. The violating team is assessed a 25-point penalty. While the swimmer is disqualified in all events, and all events should be re-scored, only one 25-point penalty should be assessed.
- If a swimmer swims more than 3 individual events for place and points (non-Exhibition), they are disqualified from the 4th (and all other) individual event. The event(s) is re-scored, and a 25-point penalty is assessed for each violation.
 - ☞ NOTE: All violations involving disqualifications, re-scoring, and penalty points should be communicated to both teams' coaches, meet directors, record keepers, and the DSDC Conference Board Secretary.

Additional Help

A pdf of Hy-Tek's Team Manager User's Guide can be found on the DuPage Swim and Dive Conference website: www.dsdcswim.org. This guide will give you additional help to:

- Install Team Manager
- System Requirements
- Maintenance Updates
- FAQ – Frequently Asked Questions
- Import / Export Athlete Roster
- Export Meet Entries
- Add or Edit Meet Events
- Enter or Edit Meet Results
- Printing Reports
- Using Filters

DuPage Swim & Dive Conference Roselle Racers Swim Team - 2005

Meet Results

Roselle At Itasca 16-Jul-05 [Ageup: 06/01/2005] Yards
Roselle Racers [RO-IL] Coach: Jackie Hodgdon

Time	F/P/S Relay	Place	Points	Improv
Event # 1 Girls 100 Medley Relay8 & Under				
1:42.27Y F	A Relay Roselle Racers	1	7	
Brooke Garrett (7)	Paige Garrett (8)	Lauren Smock (8)		
DQ F	B Relay Roselle Racers		---	
Emily Joyce (7)	Sarah Hochstadt (7)	Erin Reich (7)		Emily Petrucci (7)
Event # 2 Boys 100 Medley Relay8 & Under				
1:57.25Y F	A Relay Roselle Racers	1	7	
Aaron Hollatz (8)	Jacob Lawson (7)	Christopher Jorgensen (8)		Clay Wagner (6)
Event # 3 Girls 200 Medley Relay 9-10				
4:28.73Y F	B Relay Roselle Racers	2	---	
Elizabeth Pearson (9)	Lalaine Halum (9)	Molly Dimpsey (10)		Lauren Bolnius (9)
DQ F	A Relay Roselle Racers		---	
Jill Garrett (10)	Lauren Hochstadt (9)	Alexandra Wagner (9)		Kelsey Brommel (9)
Event # 4 Boys 200 Medley Relay 9-10				
4:05.06Y F	A Relay Roselle Racers	3	---	
Anthony Borrino (10)	Anthony Scola (9)	Ricky Villasebor (10)		Greg Bak (10)
Event # 5 Girls 200 Medley Relay 11-12				
2:29.16Y F	A Relay Roselle Racers	2	---	
McKenzie Mildren (12)	Kara Fritsche (12)	Erica Mazzuca (12)		Zoe Bezzaz (12)
Event # 6 Boys 200 Medley Relay 11-12				
2:21.16Y F	A Relay Roselle Racers	1	7	
Ryan Jorgensen (12)	Brian Layer (11)	Charlie Perrecone (12)		Scott Granfeldt (11)
3:38.77Y F	C Relay Roselle Racers	5	---	
Alex Keating (11)	Kevin Smith (11)	Andrew Hochstadt (11)		Brandon Murphy (11)
DQ F	B Relay Roselle Racers		---	
Kevin Jorgensen (11)	Zachary Hynes (11)	Mitch McShane (11)		Zachary Wagner (11)
Event # 7 Girls 200 Medley Relay 13-14				
2:20.41Y F	A Relay Roselle Racers	1	7	
Megan Yurchik (13)	Jackie Kornacker (13)	Nicole Kratoofil (14)		Jessica Kratoofil (13)
Event # 8 Boys 200 Medley Relay 13-14				
2:13.95Y F	A Relay Roselle Racers	1	7	
Ryan Bezzaz (14)	Timothy Layer (13)	Mark Orlich (14)		Matt McShane (14)
Event # 9 Girls 200 Medley Relay15 & Over				
2:16.96Y F	A Relay Roselle Racers	2	---	
Lauren Mazzuca (15)	Kristina Mazzuca (18)	Courtney Mildren (15)		Kate Beeman (16)
2:34.64Y F	B Relay Roselle Racers	4	---	
Colleen McShane (18)	Kristin Borrino (15)	Alissa Lawlor (16)		Anna Perrecone (15)
Event # 10 Boys 200 Medley Relay15 & Over				
1:54.49Y F	A Relay Roselle Racers	2	---	
Jonathan Granfeldt (15)	David Jahns (16)	Patrick Lawlor (17)		Alex Sheluga (18)
Event # 11 Girls 25 Free 8 & Under				

**DuPage Swim & Dive Conference
Roselle Racers Swim Team - 2005**

Meet Results

Roselle At Itasca 16-Jul-05 [Ageup: 06/01/2005] Yards

Roselle Racers [RO-IL] Coach: Jackie Hodgdon

Time	F/P/S Relay	Place	Points	Improv
22.34Y	F Clark, Marisa	5	---	-0.99
19.92Y	F Garrett, Paige	1	5	-1.67
X 28.91Y	F Hochstadt, Sarah	---	---	-3.16
X 38.57Y	F Joyce, Emily	---	---	-2.08
X 28.41Y	F Petrucci, Emily	---	---	0.40
X 34.50Y	F Reich, Erin	---	---	-0.25
22.81Y	F Smock, Lauren	6	---	0.10
Event # 12 Boys 25 Free 8 & Under				
37.15Y	F Jorgensen, Alex	4	1	0.13
47.06Y	F Kuhfuss, Michael	5	---	8.42
55.66Y	F Reich, Devin	6	---	15.54
Event # 13 Girls 50 Free 9-10				
X 50.91Y	F Bolnius, Lauren	---	---	-0.75
58.47Y	F Brommel, Kelsey	4	---	3.15
X 52.89Y	F Halum, Lalaine	---	---	-2.14
47.75Y	F Hochstadt, Lauren	3	1	1.25
X 1:08.72Y	F Pearson, Elizabeth	---	---	0.95
X 48.00Y	F Wagner, Alexandra	---	---	2.03
Event # 14 Boys 50 Free 9-10				
1:02.34Y	F Bak, Greg	6	---	11.11
58.56Y	F Perrecone, Joey	5	---	-3.74
55.45Y	F Villasenor, Oscar	4	1	-10.52
Event # 15 Girls 50 Free 11-12				
34.41Y	F Abernethy, Kathleen	5	---	0.34
31.32Y	F Bezzaz, Zoe	1	5	-0.61
35.02Y	F Mildren, McKenzie	6	---	0.54
Event # 16 Boys 50 Free 11-12				
30.38Y	F Granfeldt, Scott	2	3	-0.05
30.44Y	F Jorgensen, Kevin	1	5	-6.10
36.14Y	F McShane, Mitch	5	---	0.31
Event # 17 Girls 50 Free 13-14				
30.21Y	F Kratofil, Jessica	1	5	1.18
31.49Y	F Yurchik, Megan	2	3	0.15
Event # 18 Boys 50 Free 13-14				
28.78Y	F Bezzaz, Ryan	3	1	0.29
28.84Y	F McShane, Matt	4	---	0.17
30.58Y	F Orlich, Mark	6	---	0.93
Event # 19 Girls 50 Free 15 & Over				
29.60Y	F Beeman, Kate	2	3	-0.96
X 35.32Y	F Borrino, Kristin	---	---	-0.93

DuPage Swim & Dive Conference
Roselle Racers Swim Team - 2005

Meet Results

Roselle At Itasca 16-Jul-05 [Ageup: 06/01/2005] Yards
Roselle Racers [RO-IL] Coach: Jackie Hodgdon

Time	F/P/S	Relay	Place	Points	Improv
X 31.57Y	F	Mazzuca, Lauren	---	---	-0.42
31.00Y	F	McShane, Colleen	4	---	-0.77
29.38Y	F	Mildren, Courtney	1	5	0.19
X 38.25Y	F	Perrecone, Anna	---	---	0.73
X 45.54Y	F	Villasenor, Jessenia	---	---	0.85
Event # 20 Boys 50 Free 15 & Over					
25.19Y	F	Jahns, David	2	3	-0.56
27.77Y	F	Lawlor, Patrick	4	---	0.69
26.81Y	F	Sheluga, Alex	3	1	1.06
Event # 21 Girls 100 Free Relay8 & Under					
1:29.13Y	F	A Relay	1	7	
		Roselle Racers			
		Paige Garrett (8)			
		Lauren Smock (8)			
		Brooke Garrett (7)			
2:09.47Y	F	B Relay	5	---	
		Roselle Racers			
		Emily Joyce (7)			
		Emily Petrucci (7)			
		Erin Reich (7)			
		Sarah Hochstadt (7)			
Event # 22 Boys 100 Free Relay8 & Under					
1:36.25Y	F	A Relay	2	---	
		Roselle Racers			
		Aaron Hollatz (8)			
		Jacob Lawson (7)			
		Clay Wagner (6)			
X 3:02.32Y	F	B Relay		---	
		Roselle Racers			
		Alex Jorgensen (5)			
		Devin Reich (5)			
		Michael Kuhfuss (7)			
Event # 23 Girls 100 IM 9-10					
1:36.13Y	F	Garrett, Jill	1	5	0.72
2:03.79Y	DQ	F Hochstadt, Lauren	---	---	---
Event # 24 Boys 100 IM 9-10					
2:06.59Y	F	Borrino, Anthony	2	3	-2.61
2:09.00Y	F	Scola, Anthony	3	1	-4.72
2:30.47Y	F	Villasenor, Oscar	4	---	---
Event # 25 Girls 100 IM 11-12					
1:22.36Y	F	Mazzuca, Erica	1	5	2.23
2:11.99Y	F	Resillez, Maggie	4	---	---
DQ	F	Smock, Renee	---	---	---
Event # 26 Boys 100 IM 11-12					
DQ	F	Clark, Patrick	---	---	---
1:40.48Y	F	Jorgensen, Kevin	4	---	---
1:20.76Y	F	Perrecone, Charlie	1	5	3.69
Event # 27 Girls 100 IM 13-14					
1:18.38Y	F	Kratofil, Jessica	2	3	-0.34
1:22.52Y	F	Kratofil, Nicole	3	1	-1.71
Event # 28 Boys 100 IM 13-14					
DQ	F	Bezzaz, Ryan	---	---	---
1:22.53Y	F	Magnini, Timothy	4	---	-0.19

**DuPage Swim & Dive Conference
Roselle Racers Swim Team - 2005**

Meet Results

Roselle At Itasca 16-Jul-05 [Ageup: 06/01/2005] Yards
Roselle Racers [RO-IL] Coach: Jackie Hodgdon

Time	F/P/S	Relay	Place	Points	Improv
1:16.28Y	F	McShane, Matt	1	5	-0.59
Event # 29 Girls 100 IM 15 & Over					
1:37.13Y	F	Borrino, Kristin	6	---	-0.16
1:10.27Y	F	Mazzuca, Kristina	3	1	-1.32
1:19.82Y	F	Mazzuca, Lauren	5	---	-0.53
Event # 30 Boys 100 IM 15 & Over					
1:06.66Y	F	Granfeldt, Jonathan	3	1	0.63
1:19.89Y	F	McKee, Ralph	5	---	-1.83
1:13.47Y	F	Swiderski, Kyle	4	---	-0.30
Event # 31 Girls 50 Free 8 & Under					
1:04.44Y	F	Hochstadt, Sarah	5	---	-12.58
1:06.39Y	F	Petrucci, Emily	6	---	-5.86
48.07Y	F	Smock, Lauren	4	1	-3.02
Event # 32 Boys 50 Free 8 & Under					
1:01.29Y	F	Hollatz, Aaron	5	---	-6.99
41.76Y	F	Jorgensen, Christopher	2	3	-4.32
53.37Y	F	Wagner, Clay	4	---	-6.84
Event # 33 Girls 100 Free 9-10					
1:59.57Y	F	Dimpsey, Molly	5	---	2.91
2:26.36Y	F	Pearson, Elizabeth	6	---	---
1:51.80Y	F	Wagner, Alexandra	4	1	8.67
Event # 34 Boys 100 Free 9-10					
2:16.66Y	F	Bak, Greg	5	---	6.61
1:29.68Y	F	Villasenor, Ricky	3	1	-12.57
Event # 35 Girls 100 Free 11-12					
1:21.75Y	F	Abernethy, Kathleen	5	---	2.64
1:09.99Y	F	Fritsche, Kara	2	3	-1.98
1:19.41Y	F	Mildren, McKenzie	4	---	-2.55
Event # 36 Boys 100 Free 11-12					
1:08.41Y	F	Granfeldt, Scott	3	---	-1.12
1:08.23Y	F	Jorgensen, Ryan	2	3	-2.06
1:06.56Y	F	Perrecone, Charlie	1	5	-1.21
Event # 37 Girls 100 Free 13-14					
1:07.93Y	F	Kornacker, Jackie	2	3	-3.28
Event # 38 Boys 100 Free 13-14					
1:03.18Y	F	Layer, Timothy	3	1	0.55
1:09.00Y	F	Orlich, Mark	4	---	---
1:23.56Y	F	Scola, Andrew	6	---	1.62

**DuPage Swim & Dive Conference
Roselle Racers Swim Team - 2005**

Meet Results

Roselle At Itasca 16-Jul-05 [Ageup: 06/01/2005] Yards
Roselle Racers [RO-IL] Coach: Jackie Hodgdon

Time	F/P/S	Relay	Place	Points	Improv
Event # 39 Girls 100 Free 15 & Over					
1:00.75Y	F	Mazzuca, Kristina	2	3	-0.74
1:07.02Y	F	McShane, Colleen	4	---	0.65
Event # 40 Boys 100 Free 15 & Over					
59.22Y	F	Sheluga, Alex	3	1	0.41
1:03.05Y	F	Swiderski, Kyle	5	---	1.38
Event # 41 Girls 25 Fly 8 & Under					
28.84Y	F	Clark, Marisa	3	1	-2.35
XDQ	F	Garrett, Brooke	---	---	---
XDQ	F	Hochstadt, Sarah	---	---	---
54.38Y	DQ	F Joyce, Emily	---	---	---
XDQ	F	Petrucci, Emily	---	---	---
57.04Y	F	Reich, Erin	4	---	-6.53
Event # 42 Boys 25 Fly 8 & Under					
25.52Y	DQ	F Jorgensen, Christopher	---	---	---
30.67Y	DQ	F Lawson, Jacob	---	---	---
33.63Y	F	Wagner, Clay	1	5	-4.13
Event # 43 Girls 50 Fly 9-10					
1:13.89Y	DQ	F Bolnius, Lauren	---	---	---
XDQ	F	Dimpsey, Molly	---	---	---
47.05Y	F	Garrett, Jill	1	5	2.21
X 1:13.19Y	F	Halum, Lalaine	---	---	-11.13
XDQ	F	Pearson, Elizabeth	---	---	---
1:06.69Y	F	Wagner, Alexandra	4	---	-11.81
X 1:34.91Y	F	Wronski, Katie	---	---	-5.41
Event # 44 Boys 50 Fly 9-10					
1:16.41Y	DQ	F Borrino, Anthony	---	---	---
1:35.83Y	F	Perrecone, Joey	4	---	5.69
1:01.48Y	F	Villasenor, Ricky	2	3	-2.36
Event # 45 Girls 50 Fly 11-12					
45.27Y	F	Abernethy, Kathleen	3	1	1.11
37.45Y	F	Mazzuca, Erica	2	3	0.42
45.92Y	DQ	F Smock, Renee	---	---	---
Event # 46 Boys 50 Fly 11-12					
X 56.47Y	F	Hynes, Zachary	---	---	0.63
X 1:11.84Y	F	Keating, Alex	---	---	---
37.07Y	F	Layer, Brian	1	5	-2.53
41.66Y	F	McShane, Mitch	2	3	-0.71
X 1:02.68Y	F	Murphy, Brandon	---	---	2.48
1:09.66Y	F	Smith, Kevin	6	---	---
X 43.83Y	F	Wagner, Zachary	---	---	-2.20

**DuPage Swim & Dive Conference
Roselle Racers Swim Team - 2005**

Meet Results

Roselle At Itasca 16-Jul-05 [Ageup: 06/01/2005] Yards
Roselle Racers [RO-IL] Coach: Jackie Hodgdon

Time	F/P/S	Relay		Place	Points	Improv
Event # 47 Girls 50 Fly 13-14						
34.23Y	DQ	F	Kratofil, Jessica	---	---	---
36.52Y		F	Kratofil, Nicole	3	1	-1.31
Event # 48 Boys 50 Fly 13-14						
33.27Y		F	Fergus, Tim	2	3	-0.22
35.49Y		F	Layer, Timothy	3	---	1.42
32.68Y		F	McShane, Matt	1	5	-0.15
Event # 49 Girls 50 Fly 15 & Over						
X 33.84Y		F	Lawlor, Alissa	---	---	-0.53
31.69Y		F	Mazzuca, Kristina	1	5	-1.13
32.09Y		F	Mildren, Courtney	2	3	-0.21
49.85Y		F	Villasenor, Jessenia	6	---	0.02
Event # 50 Boys 50 Fly 15 & Over						
28.87Y		F	Granfeldt, Jonathan	3	1	-0.16
28.66Y		F	Lawlor, Patrick	2	3	-0.71
34.68Y		F	McKee, Ralph	6	---	-1.79
Event # 51 Girls 25 Back 8 & Under						
29.85Y		F	Clark, Marisa	3	---	-3.08
22.20Y		F	Garrett, Brooke	1	5	-1.10
28.07Y		F	Smock, Lauren	2	3	0.79
Event # 52 Boys 25 Back 8 & Under						
43.34Y		F	Hollatz, Aaron	4	1	10.43
40.81Y	DQ	F	Kuhfuss, Michael	---	---	---
1:18.25Y		F	Reich, Devin	5	---	24.53
Event # 53 Girls 50 Back 9-10						
58.31Y		F	Brommel, Kelsey	3	1	-5.42
1:03.85Y		F	Dimpsey, Molly	5	---	2.20
1:05.77Y		F	Halum, Lalaine	6	---	1.44
Event # 54 Boys 50 Back 9-10						
59.51Y		F	Borrino, Anthony	3	1	-1.82
1:15.09Y		F	Villasenor, Oscar	5	---	-7.47
57.41Y	DQ	F	Villasenor, Ricky	---	---	---
Event # 55 Girls 50 Back 11-12						
45.01Y	DQ	F	Bezzaz, Zoe	---	---	---
40.53Y		F	Mildren, McKenzie	2	3	0.19
1:01.77Y		F	Resillez, Maggie	5	---	-4.43
Event # 56 Boys 50 Back 11-12						
53.82Y		F	Hochstadt, Andrew	5	---	-3.10
59.91Y		F	Murphy, Brandon	6	---	---

**DuPage Swim & Dive Conference
Roselle Racers Swim Team - 2005**

Meet Results

Roselle At Itasca 16-Jul-05 [Ageup: 06/01/2005] Yards
Roselle Racers [RO-IL] Coach: Jackie Hodgdon

Time	F/P/S	Relay	Place	Points	Improv
49.59Y	F	Wagner, Zachary	3	1	3.36
Event # 57 Girls 50 Back 13-14					
40.33Y	F	Kornacker, Jackie	3	1	1.10
37.29Y	F	Yurchik, Megan	2	3	0.16
Event # 58 Boys 50 Back 13-14					
34.38Y	F	Bezzaz, Ryan	1	5	0.01
39.81Y	F	Magnini, Timothy	4	---	-1.66
47.47Y	DQ	F Scola, Andrew	---	---	---
Event # 59 Girls 50 Back 15 & Over					
X 37.25Y	F	Beeman, Kate	---	---	-1.47
X 45.03Y	F	Borrino, Kristin	---	---	-1.38
41.17Y	F	Lawlor, Alissa	5	---	0.60
36.48Y	F	McShane, Chelsey	3	1	-1.05
X 41.71Y	F	McShane, Colleen	---	---	-0.38
X 39.52Y	F	Mildren, Courtney	---	---	-2.45
47.97Y	F	Perrecone, Anna	6	---	0.94
X 1:09.92Y	F	Villasenor, Jessenia	---	---	3.67
Event # 60 Boys 50 Back 15 & Over					
29.62Y	F	Granfeldt, Jonathan	2	3	0.15
33.12Y	F	Jahns, David	6	---	0.11
30.65Y	F	Sheluga, Alex	5	---	0.18
Event # 61 Girls 25 Breast 8 & Under					
26.25Y	F	Garrett, Paige	1	5	-2.63
52.43Y	DQ	F Reich, Erin	---	---	---
Event # 62 Boys 25 Breast 8 & Under					
33.73Y	F	Jorgensen, Christopher	4	---	-1.35
26.33Y	F	Lawson, Jacob	2	3	-2.69
38.59Y	DQ	F Wagner, Clay	---	---	---
Event # 63 Girls 50 Breast 9-10					
54.13Y	F	Garrett, Jill	1	5	4.56
54.53Y	F	Hochstadt, Lauren	1	3	-4.32
1:35.53Y	DQ	F Wronski, Katie	---	---	---
Event # 64 Boys 50 Breast 9-10					
1:25.28Y	DQ	F Bak, Greg	---	---	---
1:23.67Y	DQ	F Perrecone, Joey	---	---	---
1:00.50Y	F	Scola, Anthony	1	5	-0.57
Event # 65 Girls 50 Breast 11-12					
41.30Y	F	Fritsche, Kara	3	1	0.20
1:20.92Y	F	Resillez, Maggie	6	---	10.67

**DuPage Swim & Dive Conference
Roselle Racers Swim Team - 2005**

Meet Results

Roselle At Itasca 16-Jul-05 [Ageup: 06/01/2005] Yards
Roselle Racers [RO-IL] Coach: Jackie Hodgdon

Time	F/P/S	Relay	Place	Points	Improv
56.27Y	F	Smock, Renee	5	---	-7.86
Event # 66 Boys 50 Breast 11-12					
XDQ	F	Clark, Patrick	---	---	---
XDQ	F	Hochstadt, Andrew	---	---	---
47.29Y	F	Hynes, Zachary	3	1	0.79
XDQ	F	Jorgensen, Kevin	---	---	---
1:18.22Y	F	Keating, Alex	6	---	3.95
41.38Y	F	Layer, Brian	1	5	0.63
X 1:07.69Y	F	Smith, Kevin	---	---	4.96
Event # 67 Girls 50 Breast 13-14					
38.93Y	F	Kornacker, Jackie	2	3	0.23
44.75Y	F	Kratofil, Nicole	6	---	-0.04
39.75Y	F	Yurchik, Megan	3	1	0.19
Event # 68 Boys 50 Breast 13-14					
41.71Y	DQ	F Fergus, Tim	---	---	---
38.73Y	F	Layer, Timothy	2	3	0.45
42.86Y	F	Magnini, Timothy	3	1	0.27
Event # 69 Girls 50 Breast 15 & Over					
38.50Y	F	Mazzuca, Lauren	3	1	-0.73
Event # 70 Boys 50 Breast 15 & Over					
31.60Y	F	Jahns, David	1	5	-0.17
33.53Y	F	Lawlor, Patrick	3	1	-0.08
35.90Y	F	Swiderski, Kyle	5	---	0.52
Event # 71 Girls 200 Free Relay 9-10					
3:15.17Y	F	A Relay	2	---	
		Roselle Racers			
		Alexandra Wagner (9)			Lauren Bolnius (9)
					Lauren Hochstadt (9)
4:07.59Y	F	B Relay	5	---	
		Roselle Racers			Jill Garrett (10)
		Lalaine Halum (9)			Elizabeth Pearson (9)
					Molly Dimpsey (10)
Event # 72 Boys 200 Free Relay 9-10					
3:30.47Y	F	A Relay	3	---	
		Roselle Racers			
		Joey Perrecone (9)			Oscar Villasenor (9)
					Anthony Borrino (10)
					Ricky Villasenor (10)
Event # 73 Girls 200 Free Relay 11-12					
2:12.06Y	F	A Relay	2	---	
		Roselle Racers			
		Erica Mazzuca (12)			Kathleen Abernethy (11)
					Zoe Bezzaz (12)
					Kara Fritsche (12)
Event # 74 Boys 200 Free Relay 11-12					
2:02.12Y	F	A Relay	1	7	
		Roselle Racers			
		Brian Layer (11)			Scott Granfeldt (11)
					Ryan Jorgensen (12)
2:37.52Y	F	B Relay	5	---	
		Roselle Racers			
		Kevin Jorgensen (11)			Alex Keating (11)
					Zachary Hynes (11)
3:05.56Y	F	C Relay	6	---	
		Roselle Racers			
		Patrick Clark (11)			Kevin Smith (11)
					Andrew Hochstadt (11)
					Brandon Murphy (11)

**DuPage Swim & Dive Conference
Roselle Racers Swim Team - 2005**

Meet Results

**Roselle At Itasca 16-Jul-05 [Ageup: 06/01/2005] Yards
Roselle Racers [RO-IL] Coach: Jackie Hodgdon**

Event # 75 Girls 200 Free Relay 13-14

2:05.48Y F	A Relay	Roselle Racers		2	---
Nicole Kratofil (14)		Jessica Kratofil (13)	Megan Yurchik (13)		Jackie Kornacker (13)

Event # 76 Boys 200 Free Relay 13-14

1:56.87Y F	A Relay	Roselle Racers		2	---
Timothy Layer (13)		Ryan Bezzaz (14)	Matt McShane (14)		Timothy Magnini (14)

Event # 77 Girls 200 Free Relay15 & Over

2:00.37Y F	A Relay	Roselle Racers		1	7
Kristina Mazzuca (18)		Alissa Lawlor (16)	Kate Beeman (16)		Courtney Mildren (15)
2:17.00Y F	B Relay	Roselle Racers		2	---
Colleen McShane (18)		Kristin Borrino (15)	Lauren Mazzuca (15)		Anna Perrecone (15)

Event # 78 Boys 200 Free Relay15 & Over

1:48.29Y F	A Relay	Roselle Racers		1	7
Alex Sheluga (18)		David Jahns (16)	Patrick Lawlor (17)		Jonathan Granfeldt (15)

**DuPage Swim & Dive Conference
Roselle Racers Swim Team - 2005**

Individual Meet Results

Roselle At Itasca 16-Jul-05 [Ageup: 06/01/2005] Yards

Location: Itasca

Roselle Racers [RO-IL] Coach: Jackie Hodgdon

Time	F/P/S	Event	Place	Points	Improv
Abernethy, Kathleen (11) 01/05/1994 G 010594KAT*ABER					
34.41Y	F # 15	Girls 11-12 50 Free	5	---	0.34
1:21.75Y	F # 35	Girls 11-12 100 Free	5	---	2.64
45.27Y	F # 45	Girls 11-12 50 Fly	3	1	1.11
Bak, Greg (10) 09/10/1994 B 091094GRE*BAK*					
1:02.34Y	F # 14	Boys 9-10 50 Free	6	---	11.11
2:16.66Y	F # 34	Boys 9-10 100 Free	5	---	6.61
1:25.28Y DQ	F # 64	Boys 9-10 50 Breast	---	---	---
Beeman, Kate (16) 03/23/1989 G 032389KAT*BEEM					
29.60Y	F # 19	Girls 15 & Over 50 Free	2	3	-0.96
X 37.25Y	F # 59	Girls 15 & Over 50 Back	---	---	-1.47
Bezzaz, Ryan (14) 08/28/1990 B 082890RYA*BEZZ					
28.78Y	F # 18	Boys 13-14 50 Free	3	1	0.29
DQ	F # 28	Boys 13-14 100 IM	---	---	---
34.38Y	F # 58	Boys 13-14 50 Back	1	5	0.01
Bezzaz, Zoe (12) 05/11/1993 G 051193ZOE*BEZZ					
31.32Y	F # 15	Girls 11-12 50 Free	1	5	-0.61
45.01Y DQ	F # 55	Girls 11-12 50 Back	---	---	---
Bolnius, Lauren (9) 12/10/1995 G 121095LAU*BOLN					
X 50.91Y	F # 13	Girls 9-10 50 Free	---	---	-0.75
1:13.89Y DQ	F # 43	Girls 9-10 50 Fly	---	---	---
Borrino, Anthony (10) 05/27/1995 B 052795ANT*BORR					
2:06.59Y	F # 24	Boys 9-10 100 IM	2	3	-2.61
1:16.41Y DQ	F # 44	Boys 9-10 50 Fly	---	---	---
59.51Y	F # 54	Boys 9-10 50 Back	3	1	-1.82
Borrino, Kristin (15) 04/02/1990 G 040290KRI*BORR					
X 35.32Y	F # 19	Girls 15 & Over 50 Free	---	---	-0.93
1:37.13Y	F # 29	Girls 15 & Over 100 IM	6	---	-0.16
X 45.03Y	F # 59	Girls 15 & Over 50 Back	---	---	-1.38
Brommel, Kelsey (9) 05/30/1996 G 053096KEL*BROM					
58.47Y	F # 13	Girls 9-10 50 Free	4	---	3.15
58.31Y	F # 53	Girls 9-10 50 Back	3	1	-5.42
Clark, Marisa (8) 05/29/1997 G 052997MAR*CLAR					
22.34Y	F # 11	Girls 8 & Under 25 Free	5	---	-0.99
28.84Y	F # 41	Girls 8 & Under 25 Fly	3	1	-2.35
29.85Y	F # 51	Girls 8 & Under 25 Back	3	---	-3.08
Clark, Patrick (11) 01/31/1994 B 013194PAT*CLAR					
DQ	F # 26	Boys 11-12 100 IM	---	---	---
XDQ	F # 66	Boys 11-12 50 Breast	---	---	---
Dimpsey, Molly (10) 09/23/1994 G 092394MOL*DIMP					
1:59.57Y	F # 33	Girls 9-10 100 Free	5	---	2.91
XDQ	F # 43	Girls 9-10 50 Fly	---	---	---
1:03.85Y	F # 53	Girls 9-10 50 Back	5	---	2.20

**DuPage Swim & Dive Conference
Roselle Racers Swim Team - 2005**

Individual Meet Results

Roselle At Itasca 16-Jul-05 [Ageup: 06/01/2005] Yards

Location: Itasca

Roselle Racers [RO-IL] Coach: Jackie Hodgdon

Time	F/P/S	Event	Place	Points	Improv
Fergus, Tim (13) 02/18/1992 B 021892TIM*FERG					
33.27Y	F # 48	Boys 13-14 50 Fly	2	3	-0.22
41.71Y DQ	F # 68	Boys 13-14 50 Breast	---	---	---
Fritsche, Kara (12) 07/19/1992 G 071992KAR*FRIT					
1:09.99Y	F # 35	Girls 11-12 100 Free	2	3	-1.98
41.30Y	F # 65	Girls 11-12 50 Breast	3	1	0.20
Garrett, Brooke (7) 05/27/1998 G 052798BRO*GARR					
XDQ	F # 41	Girls 8 & Under 25 Fly	---	---	---
22.20Y	F # 51	Girls 8 & Under 25 Back	1	5	-1.10
Garrett, Jill (10) 10/05/1994 G 100594JIL*GARR					
1:36.13Y	F # 23	Girls 9-10 100 IM	1	5	0.72
47.05Y	F # 43	Girls 9-10 50 Fly	1	5	2.21
54.13Y	F # 63	Girls 9-10 50 Breast	1	5	4.56
Garrett, Paige (8) 10/09/1996 G 100996PAI*GARR					
19.92Y	F # 11	Girls 8 & Under 25 Free	1	5	-1.67
26.25Y	F # 61	Girls 8 & Under 25 Breast	1	5	-2.63
Granfeldt, Jonathan (15) 12/24/1989 B 122489JON*GRAN					
1:06.66Y	F # 30	Boys 15 & Over 100 IM	3	1	0.63
28.87Y	F # 50	Boys 15 & Over 50 Fly	3	1	-0.16
29.62Y	F # 60	Boys 15 & Over 50 Back	2	3	0.15
Granfeldt, Scott (11) 09/23/1993 B 092393SCO*GRAN					
30.38Y	F # 16	Boys 11-12 50 Free	2	3	-0.05
1:08.41Y	F # 36	Boys 11-12 100 Free	3	---	-1.12
Halum, Lalaine (9) 03/12/1996 G 031296LAL*HALU					
X 52.89Y	F # 13	Girls 9-10 50 Free	---	---	-2.14
X 1:13.19Y	F # 43	Girls 9-10 50 Fly	---	---	-11.13
1:05.77Y	F # 53	Girls 9-10 50 Back	6	---	1.44
Hochstadt, Andrew (11) 09/04/1993 B 090493AND*HOCH					
53.82Y	F # 56	Boys 11-12 50 Back	5	---	-3.10
XDQ	F # 66	Boys 11-12 50 Breast	---	---	---
Hochstadt, Lauren (9) 10/17/1995 G 101795LAU*HOCH					
47.75Y	F # 13	Girls 9-10 50 Free	3	1	1.25
2:03.79Y DQ	F # 23	Girls 9-10 100 IM	---	---	---
54.53Y	F # 63	Girls 9-10 50 Breast	1	3	-4.32
Hochstadt, Sarah (7) 04/15/1998 G 041598SAR*HOCH					
X 28.91Y	F # 11	Girls 8 & Under 25 Free	---	---	-3.16
1:04.44Y	F # 31	Girls 8 & Under 50 Free	5	---	-12.58
XDQ	F # 41	Girls 8 & Under 25 Fly	---	---	---
Hollatz, Aaron (8) 03/22/1997 B 032297AAR*HOLL					
1:01.29Y	F # 32	Boys 8 & Under 50 Free	5	---	-6.99
43.34Y	F # 52	Boys 8 & Under 25 Back	4	1	10.43
Hynes, Zachary (11) 09/08/1993 B 090893ZAC*HYNE					
X 56.47Y	F # 46	Boys 11-12 50 Fly	---	---	0.63
47.29Y	F # 66	Boys 11-12 50 Breast	3	1	0.79

**DuPage Swim & Dive Conference
Roselle Racers Swim Team - 2005**

Individual Meet Results

Roselle At Itasca 16-Jul-05 [Ageup: 06/01/2005] Yards

Location: Itasca

Roselle Racers [RO-IL] Coach: Jackie Hodgdon

Time	F/P/S	Event	Place	Points	Improv
Jahns, David (16) 10/18/1988 B 101888DAV*JAHN					
25.19Y	F # 20	Boys 15 & Over 50 Free	2	3	-0.56
33.12Y	F # 60	Boys 15 & Over 50 Back	6	---	0.11
31.60Y	F # 70	Boys 15 & Over 50 Breast	1	5	-0.17
Jorgensen, Alex (5) 10/25/1999 B 102599ALE*JORG					
37.15Y	F # 12	Boys 8 & Under 25 Free	4	1	0.13
Jorgensen, Christopher (8) 01/13/1997 B 011397CHR*JORG					
41.76Y	F # 32	Boys 8 & Under 50 Free	2	3	-4.32
25.52Y DQ	F # 42	Boys 8 & Under 25 Fly	---	---	---
33.73Y	F # 62	Boys 8 & Under 25 Breast	4	---	-1.35
Jorgensen, Kevin (11) 05/13/1994 B 051394KEV*JORG					
30.44Y	F # 16	Boys 11-12 50 Free	1	5	-6.10
1:40.48Y	F # 26	Boys 11-12 100 IM	4	---	---
XDQ	F # 66	Boys 11-12 50 Breast	---	---	---
Jorgensen, Ryan (12) 07/31/1992 B 073192RYA*JORG					
1:08.23Y	F # 36	Boys 11-12 100 Free	2	3	-2.06
Joyce, Emily (7) 11/07/1997 G 110797EMI*JOYC					
X 38.57Y	F # 11	Girls 8 & Under 25 Free	---	---	-2.08
54.38Y DQ	F # 41	Girls 8 & Under 25 Fly	---	---	---
Keating, Alex (11) 03/18/1994 B 031894ALE*KEAT					
X 1:11.84Y	F # 46	Boys 11-12 50 Fly	---	---	---
1:18.22Y	F # 66	Boys 11-12 50 Breast	6	---	3.95
Kornacker, Jackie (13) 05/18/1992 G 051892JAC*KORN					
1:07.93Y	F # 37	Girls 13-14 100 Free	2	3	-3.28
40.33Y	F # 57	Girls 13-14 50 Back	3	1	1.10
38.93Y	F # 67	Girls 13-14 50 Breast	2	3	0.23
Kratofil, Jessica (13) 10/14/1991 G 101491JES*KRAT					
30.21Y	F # 17	Girls 13-14 50 Free	1	5	1.18
1:18.38Y	F # 27	Girls 13-14 100 IM	2	3	-0.34
34.23Y DQ	F # 47	Girls 13-14 50 Fly	---	---	---
Kratofil, Nicole (14) 07/07/1990 G 070790NIC*KRAT					
1:22.52Y	F # 27	Girls 13-14 100 IM	3	1	-1.71
36.52Y	F # 47	Girls 13-14 50 Fly	3	1	-1.31
44.75Y	F # 67	Girls 13-14 50 Breast	6	---	-0.04
Kuhfuss, Michael (7) 09/14/1997 B 091497MIC*KUHF					
47.06Y	F # 12	Boys 8 & Under 25 Free	5	---	8.42
40.81Y DQ	F # 52	Boys 8 & Under 25 Back	---	---	---
Lawlor, Alissa (16) 04/20/1989 G 062089ALI*LAWL					
X 33.84Y	F # 49	Girls 15 & Over 50 Fly	---	---	-0.53
41.17Y	F # 59	Girls 15 & Over 50 Back	5	---	0.60
Lawlor, Patrick (17) 10/17/1987 B 101787PAT*LAWL					
27.77Y	F # 20	Boys 15 & Over 50 Free	4	---	0.69
28.66Y	F # 50	Boys 15 & Over 50 Fly	2	3	-0.71
33.53Y	F # 70	Boys 15 & Over 50 Breast	3	1	-0.08

**DuPage Swim & Dive Conference
Roselle Racers Swim Team - 2005**

Individual Meet Results

Roselle At Itasca 16-Jul-05 [Ageup: 06/01/2005] Yards

Location: Itasca

Roselle Racers [RO-IL] Coach: Jackie Hodgdon

Time	F/P/S	Event	Place	Points	Improv
Lawson, Jacob (7) 07/28/1997 B 072897JAC*LAW					
30.67Y DQ	F # 42	Boys 8 & Under 25 Fly	---	---	---
26.33Y	F # 62	Boys 8 & Under 25 Breast	2	3	-2.69
Layer, Brian (11) 08/13/1993 B 081393BRI*LAYE					
37.07Y	F # 46	Boys 11-12 50 Fly	1	5	-2.53
41.38Y	F # 66	Boys 11-12 50 Breast	1	5	0.63
Layer, Timothy (13) 03/10/1992 B 031092TIM*LAYE					
1:03.18Y	F # 38	Boys 13-14 100 Free	3	1	0.55
35.49Y	F # 48	Boys 13-14 50 Fly	3	---	1.42
38.73Y	F # 68	Boys 13-14 50 Breast	2	3	0.45
Magnini, Timothy (14) 09/04/1990 B 090490TIM*MAGN					
1:22.53Y	F # 28	Boys 13-14 100 IM	4	---	-0.19
39.81Y	F # 58	Boys 13-14 50 Back	4	---	-1.66
42.86Y	F # 68	Boys 13-14 50 Breast	3	1	0.27
Mazzuca, Erica (12) 05/10/1993 G 051093ERI*MAZU					
1:22.36Y	F # 25	Girls 11-12 100 IM	1	5	2.23
37.45Y	F # 45	Girls 11-12 50 Fly	2	3	0.42
Mazzuca, Kristina (18) 12/16/1986 G 121686KRI*MAZZ					
1:10.27Y	F # 29	Girls 15 & Over 100 IM	3	1	-1.32
1:00.75Y	F # 39	Girls 15 & Over 100 Free	2	3	-0.74
31.69Y	F # 49	Girls 15 & Over 50 Fly	1	5	-1.13
Mazzuca, Lauren (15) 06/22/1989 G 062289LAU*MAZZ					
X 31.57Y	F # 19	Girls 15 & Over 50 Free	---	---	-0.42
1:19.82Y	F # 29	Girls 15 & Over 100 IM	5	---	-0.53
38.50Y	F # 69	Girls 15 & Over 50 Breast	3	1	-0.73
McKee, Ralph (15) 09/11/1989 B 091189RAL*MCKE					
1:19.89Y	F # 30	Boys 15 & Over 100 IM	5	---	-1.83
34.68Y	F # 50	Boys 15 & Over 50 Fly	6	---	-1.79
McShane, Chelsey (16) 06/25/1988 G 062589CHE*MCSH					
36.48Y	F # 59	Girls 15 & Over 50 Back	3	1	-1.05
McShane, Colleen (18) 10/07/1986 G 010786COL*MCSH					
31.00Y	F # 19	Girls 15 & Over 50 Free	4	---	-0.77
1:07.02Y	F # 39	Girls 15 & Over 100 Free	4	---	0.65
X 41.71Y	F # 59	Girls 15 & Over 50 Back	---	---	-0.38
McShane, Matt (14) 02/25/1991 B 022591MAT*MCSH					
28.84Y	F # 18	Boys 13-14 50 Free	4	---	0.17
1:16.28Y	F # 28	Boys 13-14 100 IM	1	5	-0.59
32.68Y	F # 48	Boys 13-14 50 Fly	1	5	-0.15
McShane, Mitch (11) 04/10/1994 B 041094MIT*MCSH					
36.14Y	F # 16	Boys 11-12 50 Free	5	---	0.31
41.66Y	F # 46	Boys 11-12 50 Fly	2	3	-0.71
Mildren, Courtney (15) 06/26/1989 G 062689COU*MILD					
29.38Y	F # 19	Girls 15 & Over 50 Free	1	5	0.19
32.09Y	F # 49	Girls 15 & Over 50 Fly	2	3	-0.21

**DuPage Swim & Dive Conference
Roselle Racers Swim Team - 2005**

Individual Meet Results

Roselle At Itasca 16-Jul-05 [Ageup: 06/01/2005] Yards

Location: Itasca

Roselle Racers [RO-IL] Coach: Jackie Hodgdon

Time	F/P/S	Event	Place	Points	Improv
X 39.52Y	F # 59	Girls 15 & Over 50 Back	---	---	-2.45
Mildren, McKenzie (12) 01/09/1993 G 010993MCK*MILD					
35.02Y	F # 15	Girls 11-12 50 Free	6	---	0.54
1:19.41Y	F # 35	Girls 11-12 100 Free	4	---	-2.55
40.53Y	F # 55	Girls 11-12 50 Back	2	3	0.19
Murphy, Brandon (11) 12/06/1993 B 120693BRA*MURP					
X 1:02.68Y	F # 46	Boys 11-12 50 Fly	---	---	2.48
59.91Y	F # 56	Boys 11-12 50 Back	6	---	---
Orlich, Mark (14) 08/09/1990 B 080990MAR*ORLI					
30.58Y	F # 18	Boys 13-14 50 Free	6	---	0.93
1:09.00Y	F # 38	Boys 13-14 100 Free	4	---	---
Pearson, Elizabeth (9) 04/08/1996 G 040896ELI*PEAR					
X 1:08.72Y	F # 13	Girls 9-10 50 Free	---	---	0.95
2:26.36Y	F # 33	Girls 9-10 100 Free	6	---	---
X DQ	F # 43	Girls 9-10 50 Fly	---	---	---
Perrecone, Anna (15) 06/28/1989 G 062889ANN*PERR					
X 38.25Y	F # 19	Girls 15 & Over 50 Free	---	---	0.73
47.97Y	F # 59	Girls 15 & Over 50 Back	6	---	0.94
Perrecone, Charlie (12) 07/17/1992 B 071792CHA*PERR					
1:20.76Y	F # 26	Boys 11-12 100 IM	1	5	3.69
1:06.56Y	F # 36	Boys 11-12 100 Free	1	5	-1.21
Perrecone, Joey (9) 04/08/1996 B 040896JOE*PERR					
58.56Y	F # 14	Boys 9-10 50 Free	5	---	-3.74
1:35.83Y	F # 44	Boys 9-10 50 Fly	4	---	5.69
1:23.67Y DQ	F # 64	Boys 9-10 50 Breast	---	---	---
Petrucci, Emily (7) 03/02/1998 G 030298EMI*PETR					
X 28.41Y	F # 11	Girls 8 & Under 25 Free	---	---	0.40
1:06.39Y	F # 31	Girls 8 & Under 50 Free	6	---	-5.86
X DQ	F # 41	Girls 8 & Under 25 Fly	---	---	---
Reich, Devin (5) 03/17/2000 B 031700DEV*REIC					
55.66Y	F # 12	Boys 8 & Under 25 Free	6	---	15.54
1:18.25Y	F # 52	Boys 8 & Under 25 Back	5	---	24.53
Reich, Erin (7) 04/07/1998 G 040798ERI*REIC					
X 34.50Y	F # 11	Girls 8 & Under 25 Free	---	---	-0.25
57.04Y	F # 41	Girls 8 & Under 25 Fly	4	---	-6.53
52.43Y DQ	F # 61	Girls 8 & Under 25 Breast	---	---	---
Resillez, Maggie (11) 03/24/1994 G 032494MAG*RESI					
2:11.99Y	F # 25	Girls 11-12 100 IM	4	---	---
1:01.77Y	F # 55	Girls 11-12 50 Back	5	---	-4.43
1:20.92Y	F # 65	Girls 11-12 50 Breast	6	---	10.67
Scola, Andrew (13) 04/04/1992 B 040492AND*SCOL					
1:23.56Y	F # 38	Boys 13-14 100 Free	6	---	1.62
47.47Y DQ	F # 58	Boys 13-14 50 Back	---	---	---

**DuPage Swim & Dive Conference
Roselle Racers Swim Team - 2005**

Individual Meet Results

Roselle At Itasca 16-Jul-05 [Ageup: 06/01/2005] Yards

Location: Itasca

Roselle Racers [RO-IL] Coach: Jackie Hodgdon

Time	F/P/S	Event	Place	Points	Improv
Scola, Anthony (9) 01/08/1996 B 010896ANT*SCOL					
2:09.00Y	F # 24	Boys 9-10 100 IM	3	1	-4.72
1:00.50Y	F # 64	Boys 9-10 50 Breast	1	5	-0.57
Sheluga, Alex (18) 09/15/1986 B 091586ALE*SHEL					
26.81Y	F # 20	Boys 15 & Over 50 Free	3	1	1.06
59.22Y	F # 40	Boys 15 & Over 100 Free	3	1	0.41
30.65Y	F # 60	Boys 15 & Over 50 Back	5	---	0.18
Smith, Kevin (11) 09/08/1993 B 090893KEV*SMIT					
1:09.66Y	F # 46	Boys 11-12 50 Fly	6	---	---
X 1:07.69Y	F # 66	Boys 11-12 50 Breast	---	---	4.96
Smock, Lauren (8) 02/03/1997 G 020397LAU*SMOC					
22.81Y	F # 11	Girls 8 & Under 25 Free	6	---	0.10
48.07Y	F # 31	Girls 8 & Under 50 Free	4	1	-3.02
28.07Y	F # 51	Girls 8 & Under 25 Back	2	3	0.79
Smock, Renee (11) 11/01/1993 G 110193REN*SMOC					
DQ	F # 25	Girls 11-12 100 IM	---	---	---
45.92Y DQ	F # 45	Girls 11-12 50 Fly	---	---	---
56.27Y	F # 65	Girls 11-12 50 Breast	5	---	-7.86
Swiderski, Kyle (15) 11/16/1989 B 111689KYL*SWID					
1:13.47Y	F # 30	Boys 15 & Over 100 IM	4	---	-0.30
1:03.05Y	F # 40	Boys 15 & Over 100 Free	5	---	1.38
35.90Y	F # 70	Boys 15 & Over 50 Breast	5	---	0.52
Villasenor, Jessenia (15) 05/20/1990 G 052090JES*VILL					
X 45.54Y	F # 19	Girls 15 & Over 50 Free	---	---	0.85
49.85Y	F # 49	Girls 15 & Over 50 Fly	6	---	0.02
X 1:09.92Y	F # 59	Girls 15 & Over 50 Back	---	---	3.67
Villasenor, Oscar (9) 08/22/1995 B 082295OSC*VILL					
55.45Y	F # 14	Boys 9-10 50 Free	4	1	-10.52
2:30.47Y	F # 24	Boys 9-10 100 IM	4	---	---
1:15.09Y	F # 54	Boys 9-10 50 Back	5	---	-7.47
Villasenor, Ricky (10) 06/22/1994 B 062294RIC*VILL					
1:29.68Y	F # 34	Boys 9-10 100 Free	3	1	-12.57
1:01.48Y	F # 44	Boys 9-10 50 Fly	2	3	-2.36
57.41Y DQ	F # 54	Boys 9-10 50 Back	---	---	---
Wagner, Alexandra (9) 03/18/1996 G 031896ALE*WAGN					
X 48.00Y	F # 13	Girls 9-10 50 Free	---	---	2.03
1:51.80Y	F # 33	Girls 9-10 100 Free	4	1	8.67
1:06.69Y	F # 43	Girls 9-10 50 Fly	4	---	-11.81
Wagner, Clay (6) 07/22/1998 B 072298CLA*WAGN					
53.37Y	F # 32	Boys 8 & Under 50 Free	4	---	-6.84
33.63Y	F # 42	Boys 8 & Under 25 Fly	1	5	-4.13
38.59Y DQ	F # 62	Boys 8 & Under 25 Breast	---	---	---
Wagner, Zachary (11) 05/02/1994 B 050294ZAC*WAGN					
X 43.83Y	F # 46	Boys 11-12 50 Fly	---	---	-2.20

**DuPage Swim & Dive Conference
Roselle Racers Swim Team - 2005**

Individual Meet Results

Roselle At Itasca 16-Jul-05 [Ageup: 06/01/2005] Yards

Location: Itasca

Roselle Racers [RO-IL] Coach: Jackie Hodgdon

Time	F/P/S	Event	Place	Points	Improv
49.59Y	F # 56	Boys 11-12 50 Back	3	1	3.36
Wronski, Katie (10)	09/28/1994	G 092894KAT*WRON			
X 1:34.91Y	F # 43	Girls 9-10 50 Fly	---	---	-5.41
1:35.53Y DQ	F # 63	Girls 9-10 50 Breast	---	---	---
Yurchik, Megan (13)	12/12/1991	G 121291MEG*YURC			
31.49Y	F # 17	Girls 13-14 50 Free	2	3	0.15
37.29Y	F # 57	Girls 13-14 50 Back	2	3	0.16
39.75Y	F # 67	Girls 13-14 50 Breast	3	1	0.19

**DuPage Swim & Dive Conference
Roselle Racers Swim Team - 2005**

Individual Top Times Spreadsheet Report

**Roselle Racers [RO-IL] Coach: Jackie Hodgdon
Show Yards Only**

	25 Free	50 Free	25 Back	25 Breast	25 Fly								
Girls 5-8													
Clark, Marisa (8)	22.06Y	1:03.77Y	29.85Y	40.06Y	27.20Y								
Forquet, Nicole (7)	37.44Y	2:12.77Y	41.78Y	x50.27Y	58.18Y								
Garrett, Brooke (7)	x24.13Y	1:00.91Y	22.20Y	35.28Y	x34.30Y								
Garrett, Paige (8)	19.92Y	57.87Y	28.25Y	25.41Y	33.25Y								
Hochstadt, Sarah (7)	23.63Y	59.19Y	29.54Y	37.38Y	x45.34Y								
Joyce, Emily (7)	x38.57Y		45.70Y	51.65Y	x50.77Y								
Miller, Taylor (6)	x26.14Y	57.07Y	35.96Y	47.31Y	33.89Y								
Petrucci, Emily (7)	25.50Y	59.65Y	31.19Y	56.84Y	42.26Y								
Reich, Erin (7)	x34.50Y	1:21.27Y	34.52Y	1:00.83Y	57.04Y								
Smock, Lauren (8)	22.71Y	45.89Y	26.99Y										
Wojciechowski, Danielle (7)	x20.84Y	46.89Y	x29.07Y	28.78Y	25.59Y								
Girls 9-10	50 Free	100 Free	50 Back	50 Breast	50 Fly	100 IM							
Bolnius, Lauren (9)	45.79Y	1:53.03Y	59.12Y										
Brommel, Kelsey (9)	54.03Y	2:02.03Y	56.66Y										
Dimpsey, Molly (10)	x49.98Y	1:56.66Y	1:01.65Y										
Garrett, Jill (10)	36.89Y	1:22.03Y	x51.44Y	48.21Y	44.37Y	1:28.06Y							
Halum, Lalaine (9)	x52.89Y	2:09.22Y	x1:04.33Y	1:13.43Y	x1:13.19Y	2:10.47Y							
Hochstadt, Lauren (9)	43.40Y	1:50.93Y	1:00.25Y	52.79Y		2:01.11Y							
Kramer, Sarah (9)	48.28Y	1:58.19Y	x1:02.89Y	1:12.67Y									
Pearson, Elizabeth (9)	1:02.03Y	2:26.36Y	1:21.16Y		1:36.75Y								
Schiavon, Angela (9)	1:16.57Y	3:14.43Y	1:12.43Y										
Thiel, Jenna (9)	45.31Y	1:48.70Y	x1:00.12Y		1:21.67Y								
Wagner, Alexandra (9)	45.97Y	1:43.13Y	x1:06.03Y		1:06.69Y	2:04.22Y							
Wojciechowski, Andrea (10)	x46.44Y	1:35.48Y	50.65Y		54.54Y								
Wronski, Katie (10)	54.37Y	2:24.32Y	1:16.63Y	1:40.94Y	x1:34.91Y								
Girls 11-12	50 Free	100 Free	50 Back	50 Breast	50 Fly	100 IM							
Abernethy, Kathleen (11)	34.07Y	1:19.11Y	43.37Y	48.73Y	43.08Y	1:40.54Y							
Bezzaz, Zoe (12)	31.32Y	1:18.18Y	42.90Y	46.36Y	41.17Y	1:24.31Y							

**DuPage Swim & Dive Conference
Roselle Racers Swim Team - 2005**

Individual Top Times Spreadsheet Report

Show Yards Only

Boys 11-12	50 Free	100 Free	50 Back	50 Breast	50 Fly	100 IM							
Perreone, Charlie (12)	28.66Y	1:06.56Y		37.47Y	33.68Y	1:17.07Y							
Smith, Kevin (11)	49.62Y	1:52.75Y	1:04.87Y	x1:02.73Y	1:09.66Y	2:18.61Y							
Wagner, Zachary (11)	35.72Y	1:21.00Y	x46.23Y		x43.83Y								
Boys 13-14	50 Free	100 Free	50 Back	50 Breast	50 Fly	100 IM							
Bezzaz, Ryan (14)	27.92Y	1:03.80Y	34.06Y	43.81Y	33.14Y	1:16.90Y							
Fergus, Tim (13)	31.27Y	1:16.88Y	41.93Y	41.05Y	33.27Y	1:24.41Y							
Layer, Timothy (13)	28.27Y	59.75Y	38.00Y	36.26Y	34.07Y	1:12.38Y							
Magnini, Timothy (14)	31.06Y	1:10.07Y	39.81Y	42.59Y	39.61Y	1:18.64Y							
McShane, Matt (14)	27.46Y	1:06.03Y	37.82Y	42.77Y	32.68Y	1:14.17Y							
Orlich, Mark (14)	29.65Y	1:09.00Y	37.60Y	43.21Y	37.00Y	1:24.66Y							
Scola, Andrew (13)	37.60Y	1:21.94Y	47.95Y	43.31Y		1:34.95Y							
Boys 15-18	50 Free	100 Free	50 Back	50 Breast	50 Fly	100 IM							
Granfeldt, Jonathan (15)	25.73Y		29.17Y	36.13Y	27.56Y	1:04.58Y							
Jahns, David (16)	25.19Y	57.93Y	33.01Y	31.60Y	29.43Y	1:05.18Y							
Lawlor, Patrick (17)	27.08Y	1:02.42Y		32.91Y	28.25Y	1:10.58Y							
McKee, Ralph (15)	29.95Y	1:04.88Y	36.50Y	46.51Y	34.68Y	1:18.07Y							
Sheluga, Alex (18)	25.75Y	58.03Y	30.03Y	33.99Y	31.64Y	1:09.17Y							
Swiderski, Kyle (15)	27.10Y	1:01.67Y	36.58Y	35.38Y	32.19Y	1:13.47Y							

**DuPage Swim & Dive Conference
Roselle Racers Swim Team - 2005**

Number of Meets Attended Report Since: 06/01/2005 Until: 07/16/05

Name	Gender	Birthdate	Team 1	Meets Attended
Bezzaz, Ryan (14)	M	08/28/1990	RO	10
Bezzaz, Zoe (12)	F	05/11/1993	RO	10
Garrett, Brooke (7)	F	05/27/1998	RO	10
Garrett, Jill (10)	F	10/05/1994	RO	10
Garrett, Paige (8)	F	10/09/1996	RO	10
Halum, Lalaine (9)	F	03/12/1996	RO	10
Kratofil, Jessica (13)	F	10/14/1991	RO	10
Mazzuca, Erica (12)	F	05/10/1993	RO	10
McShane, Matt (14)	M	02/25/1991	RO	10
Mildren, Courtney (15)	F	06/26/1989	RO	10
Perrecone, Joey (9)	M	04/08/1996	RO	10
Petrucci, Emily (7)	F	03/02/1998	RO	10
Scola, Anthony (9)	M	01/08/1996	RO	10
Bak, Greg (10)	M	09/10/1994	RO	9
Bolnius, Lauren (9)	F	12/10/1995	RO	9
Hynes, Zachary (11)	M	09/08/1993	RO	9
Jahns, David (16)	M	10/18/1988	RO	9
Kuhfuss, Michael (7)	M	09/14/1997	RO	9
Layer, Brian (11)	M	08/13/1993	RO	9
Layer, Timothy (13)	M	03/10/1992	RO	9
Mazzuca, Kristina (18)	F	12/16/1986	RO	9
McShane, Chelsey (16)	F	06/25/1988	RO	9
McShane, Mitch (11)	M	04/10/1994	RO	9
Mildren, McKenzie (12)	F	01/09/1993	RO	9
Reich, Devin (5)	M	03/17/2000	RO	9
Reich, Erin (7)	F	04/07/1998	RO	9
Resillez, Maggie (11)	F	03/24/1994	RO	9
Scola, Andrew (13)	M	04/04/1992	RO	9
Villasenor, Ricky (10)	M	06/22/1994	RO	9
Wagner, Clay (6)	M	07/22/1998	RO	9
Yurchik, Megan (13)	F	12/12/1991	RO	9
Abernethy, Kathleen (11)	F	01/05/1994	RO	8
Fergus, Tim (13)	M	02/18/1992	RO	8
Fritsche, Kara (12)	F	07/19/1992	RO	8
Hochstadt, Lauren (9)	F	10/17/1995	RO	8
Hochstadt, Sarah (7)	F	04/15/1998	RO	8
Hollatz, Aaron (8)	M	03/22/1997	RO	8
Jorgensen, Ryan (12)	M	07/31/1992	RO	8
Kramer, Sarah (9)	F	11/16/1995	RO	8
Lawlor, Alissa (16)	F	04/20/1989	RO	8
Lawson, Jacob (7)	M	07/28/1997	RO	8
Magnini, Timothy (14)	M	09/04/1990	RO	8
McShane, Colleen (18)	F	10/07/1986	RO	8
Pearson, Elizabeth (9)	F	04/08/1996	RO	8
Perrecone, Anna (15)	F	06/28/1989	RO	8
Villasenor, Jessenia (15)	F	05/20/1990	RO	8
Wagner, Zachary (11)	M	05/02/1994	RO	8
Wronski, Katie (10)	F	09/28/1994	RO	8
Borrino, Anthony (10)	M	05/27/1995	RO	7
Borrino, Kristin (15)	F	04/02/1990	RO	7

**DuPage Swim & Dive Conference
Roselle Racers Swim Team - 2005**

Number of Meets Attended Report Since: 06/01/2005 Until: 07/16/05

Name	Gender	Birthdate	Team 1	Meets Attended
Clark, Marisa (8)	F	05/29/1997	RO	7
Granfeldt, Jonathan (15)	M	12/24/1989	RO	7
Granfeldt, Scott (11)	M	09/23/1993	RO	7
Jorgensen, Alex (5)	M	10/25/1999	RO	7
Jorgensen, Christopher (8)	M	01/13/1997	RO	7
Jorgensen, Kevin (11)	M	05/13/1994	RO	7
Kratofil, Nicole (14)	F	07/07/1990	RO	7
Mazzuca, Lauren (15)	F	06/22/1989	RO	7
McKee, Ralph (15)	M	09/11/1989	RO	7
Meisel, Hannah (14)	F	03/06/1991	RO	7
Miller, Taylor (6)	F	11/23/1998	RO	7
Ramos-Torres, Emma (14)	F	01/07/1991	RO	7
Schiavon, Angela (9)	F	07/28/1995	RO	7
Sheluga, Alex (18)	M	09/15/1986	RO	7
Swiderski, Kyle (15)	M	11/16/1989	RO	7
Villasenor, Oscar (9)	M	08/22/1995	RO	7
Wagner, Alexandra (9)	F	03/18/1996	RO	7
Wojciechowski, Andrea (10)	F	01/10/1995	RO	7
Wojciechowski, Danielle (7)	F	06/03/1997	RO	7
Bolnius, Jeremy (11)	M	01/01/1994	RO	6
Brommel, Kelsey (9)	F	05/30/1996	RO	6
Dimpsey, Molly (10)	F	09/23/1994	RO	6
Forquer, Nicole (7)	F	12/05/1997	RO	6
Hochstadt, Andrew (11)	M	09/04/1993	RO	6
Joyce, Emily (7)	F	11/07/1997	RO	6
Keating, Alex (11)	M	03/18/1994	RO	6
Kornacker, Jackie (13)	F	05/18/1992	RO	6
Lawlor, Patrick (17)	M	10/17/1987	RO	6
Perrecone, Charlie (12)	M	07/17/1992	RO	6
Smith, Kevin (11)	M	09/08/1993	RO	6
Smock, Lauren (8)	F	02/03/1997	RO	6
Smock, Renee (11)	F	11/01/1993	RO	6
Stoesser, Carolyn (12)	F	10/20/1992	RO	6
Thiel, Jenna (9)	F	03/28/1996	RO	6
Beeman, Kate (16)	F	03/23/1989	RO	5
Langille, Megan (17)	F	08/12/1987	RO	5
Murphy, Brandon (11)	M	12/06/1993	RO	5
Orlich, Mark (14)	M	08/09/1990	RO	5
Clark, Patrick (11)	M	01/31/1994	RO	4
Joyce, Kevin (6)	M	03/12/1999	RO	3
Lawson, Alec (5)	M	06/11/1999	RO	1
Pearson, Zachary (11)	M	12/25/1993	RO	1

Total Number of Athletes: 92